



MEPRS: Our Cost Accounting System

Data Quality Course



TRICARE
Management
Activity

Deirdre Baker
TMA / MEPRS Program Office
Management Control and Financial Studies
Division



Objectives

By the end of this presentation, you will:

- Understand the history and purpose of MEPRS
- Recognize the elements that comprise the MEPRS account structure
- Be familiar with the expense allocation process
- Understand how data quality affects MEPRS and be aware of the tools available to improve data quality
- Be able to locate and research MEPRS related information associated with the **DQ Management Control Review List**



Introduction

- **MEPRS:** Medical Expense and Performance Reporting System

Origin of MEPRS:

- Evolved from two historical systems
 - the Uniform Chart of Accounts (UCA), and
 - the Uniform Staffing Methodologies (USM)
- The UCA focused on tracking expenses and the USM was concerned with manpower resources
- In January 1985, the two systems were combined and the “MEPRs System” was born.

Introduction

- **Purpose:**
 - Provide uniform reporting of expense, manpower, & workload for DoD Medical Treatment Facilities (MTF)
 - MEPRS is a system of manpower, cost distribution and expense reporting that provides management with a basic framework for cost and work center accounting.
 - Standardized reporting by Functional Cost Code (FCC)
- **MEPRS = Information**
- **EAS = the hardware and software in which the information resides.**

Introduction

MEPRS Data:
DoD-Standardized,
Aggregated by FCC

- Service-specific financial data
 - Army: STANFINS
 - Navy: STARS/FL
 - Air Force: BAFS
- Service-specific personnel data
 - Army: UCAPERS
 - Navy: SPMS
 - Air Force: AF Personnel Sub-System of EAS
- Workload
 - CHCS / WAM



EAS IV



EAS IV Repository
Access via
Business Objects

EAS IV Repository
DoD- Standardized
MEPRS Data



EAS IV

Service Financial
System

- O&M Expense
- Civilian Salary
- Obligation data
- PEC data

WAM Local

Composite Health Care
System (CHCS)

- Admissions/Discharges
- Bed Days
- Visits
- Ancillary Workload



Service Personnel
System

- Manpower data
- MILPERS



MEPRS Data

Financial Data

- Kinds of Dollars

- Pay Data

- Military

- Civilian

- Contracts

- Supplies

- Equipment

- Base Operations

- Depreciation





Financial Data

- Pay Source Differences

- Military Pay

- Service-specific Composite Military Pay Tables
 - Special Pays not medical-unique


- Civilian Pay

- Army / Navy use actual pay from Service financial system
 - Air Force uses Composite Civilian Pay Tables

Financial Data

- DoD-standardized financial data

DoD	Air Force	Army	Navy
SEEC - Standard Expense Element Code	EEIC - Element of Expense Investment Code	EOR - Element of Resource	EE - Expense Element
PEC - Program Element Code	PEC - Program Element Code	AMSCO - Army Management Structure Code	SAG - Subactivity Group



Service-specific pure financial data are also available in the EAS IV Repository

Personnel Data

- Full Time Equivalent (FTE)
 - Amount of labor available to the MTF work center if a person works 1 month
 - 168 Man-Hours = 1 FTE
(Avg. 21 Days/Month x 8 Hours)
- Assigned FTEs
 - Listed on facility manning documents
- Available FTEs
 - Includes assigned, attached, borrowed, contracted, volunteers
- Non-Available FTEs
 - Annual Leave, Sick Leave

Personnel Data

Total FTEs (Assigned / Available)

Personnel Category

Skill Type

Skill Type Suffix

Personnel Data

Total FTEs

Officer
Enlisted
Civilian
Contract
Other

Person
Category

Clinicians

Direct Care
Professionals

Registered
Nurses

Direct Care
Para-
professionals

Admin/
Clerical/Log

Physician
Dentist
Medical
Resident
Medical Fellow
Medical Intern
Dental Intern
Dental Fellow
Dental
Specialist

Physician Assistant
Nurse Practitioner
Nurse Midwife
Nurse Anesthetist
Community Health
Occupat. Health
Nurse
Clinical Nurse
Specialist

Registered
Nurse
Other

LPN or LVN
Nursing
Assistant
Other

Logistics
Clerical
Administrator
Other

Skill Type
Suffix

Workload Data

- With few exceptions (e.g., biomedical equipment repair), the source of MEPRS workload data is CHCS
- The Workload Assignment Module (WAM) of CHCS automates the interface with EAS and includes beneficiary category and Current Procedural Terminology (CPT) data

Workload Data

- Inpatient Services (A)
 - Admissions
 - Dispositions
 - Occupied Bed Days
 - Bassinet Days
- Ambulatory Services (B)
 - Ambulatory Visits
 - Evaluation & Management (E&M) Codes
 - CPT Codes

Workload Data

- Ancillary Services (D)
 - Raw and Weighted Procedures
 - Minutes of Service (Surgical Services)
 - Hours of Service (ICU)
 - CPT-4 Codes (EAS IV)
- Special Programs (F)
 - Immunizations
 - Visits



MEPRS Account Structure (Functional Cost Codes)

MEPRS Account Structure

Functional Cost Codes (FCCs)

- 4-letter MTF-specific codes representing work centers or reporting facilities; used to track costs, workload and FTEs
- First 3 letters are DoD-standard
- The **first letter** identifies the type of service provided:
 - A** - Inpatient Care
 - B** - Ambulatory Care
 - C** - Dental Care
 - D** - Ancillary Services
 - E** - Support Services
 - F** - Special Programs
 - G** - Medical Readiness

MEPRS Account Structure

Functional Cost Codes (FCCs)

- The **second letter** identifies Summary Accounts within MTF functional categories:
 - B = AMBULATORY CARE
 - BA = Medical Care
 - BB = Surgical Care
 - BC = Obstetrical//Gynecological Care
 - BD = Pediatric Care
 - BE = Orthopedic Care
 - BG = Family Practice Care
 - BH = Primary Medical Care

MEPRS Account Structure

Functional Cost Codes (FCCs)

- The **third letter** identifies particular work centers within Summary Accounts:
 - B = AMBULATORY CARE
 - BH = PRIMARY MEDICAL CARE
 - BHA = Primary Care Clinics
 - BHB = Medical Examination Clinic
 - BHC = Optometry Clinic
 - BHE = Speech Pathology Clinic
 - BHF = Community Health Clinic
 - BHG = Occupational Health Clinic

MEPRS Account Structure

Functional Cost Codes (FCCs)

- The **fourth letter** is MTF-unique and used to identify specific types of costs and workload:

- B = AMBULATORY CARE

- BH = PRIMARY MEDICAL CARE

- BHA = Primary Care Clinics

- BHAA = Primary Care Clinic - Parent Facility

- BHAM* = Primary Care Clinic - TMC-1

*Note: A value of "5" in the 4th position is reserved for

- BHAW* = Primary Care Clinic - TMC-5
Ambulatory Procedure Visits (APV) costs and

workload



Expense Allocation

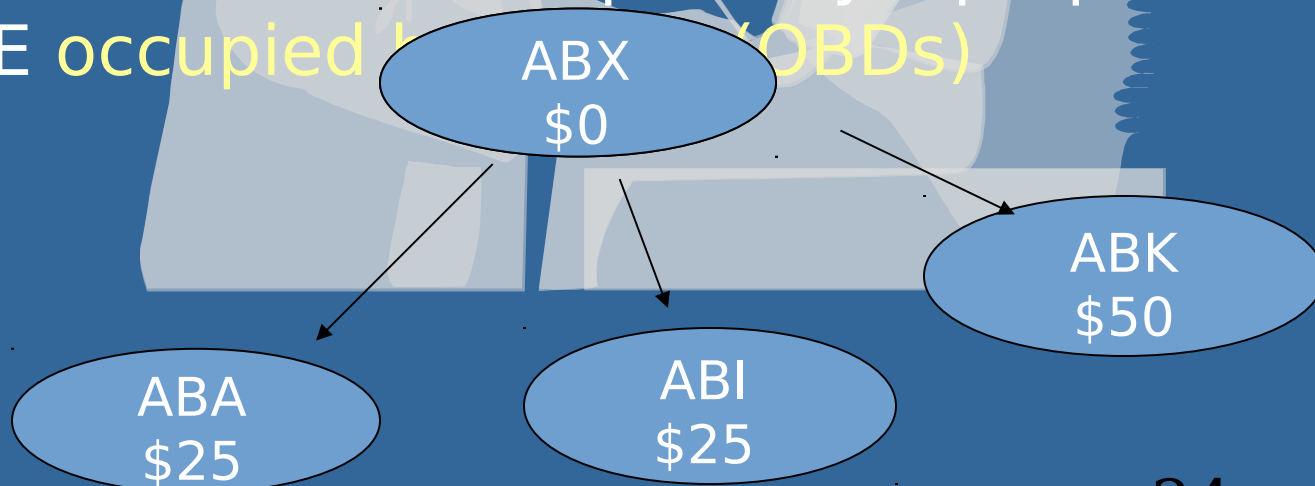
Expense Allocation

- Cost Pools

- Cost pools are identified with an “X” in the 3rd FCC position.
- Used when time and expense cannot be specifically assigned because two or more work centers share space, personnel or supplies. For example, **mixed wards**.
- Expenses and FTEs in cost pools are reassigned (**purified**) on the basis of workload.
- Cost pools are purified in alphabetical order **before** allocation of support and ancillary expenses.

Expense Allocation

- Ward 3E has a supply closet shared by three specialties -- **Cost Pool ABX (\$100)**
 - ABA - General Surgery (25 OBDs)
 - ABI - Plastic Surgery (25 OBDs)
 - ABK - Urology (50 OBDs)
- Supply costs accumulated in ABX (\$100) are purified based on each specialty's proportional Ward 3E **occupied** (OBDs)



Expense Allocation

Expense Allocation

- Final Operating Accounts
 - A - Inpatient Care
 - B - Ambulatory Care
 - C - Dental Care
 - F - Special Programs
 - G - Medical Readiness
- Intermediate (Stepdown) Accounts
 - D - Ancillary Services
 - E - Support Services
- Ancillary and Support expenses are allocated (stepped-down) across final accounts

Expense Allocation

- Allocation (stepdown) of Support Services and Ancillary Services costs across final operating accounts
- Costs are allocated based on performance factors established by DoD 6010.13M
 - Weighted procedures performed
 - Hours / Minutes of Service performed
 - Square footage cleaned

Expense Allocation

First, Support Services (“E” accounts) expenses are allocated

E
Support
Services



Other
E
Acnts

A
Inpatient
Care

B
Amb.
Care

C
Dental
Services

D
Ancillary
Services

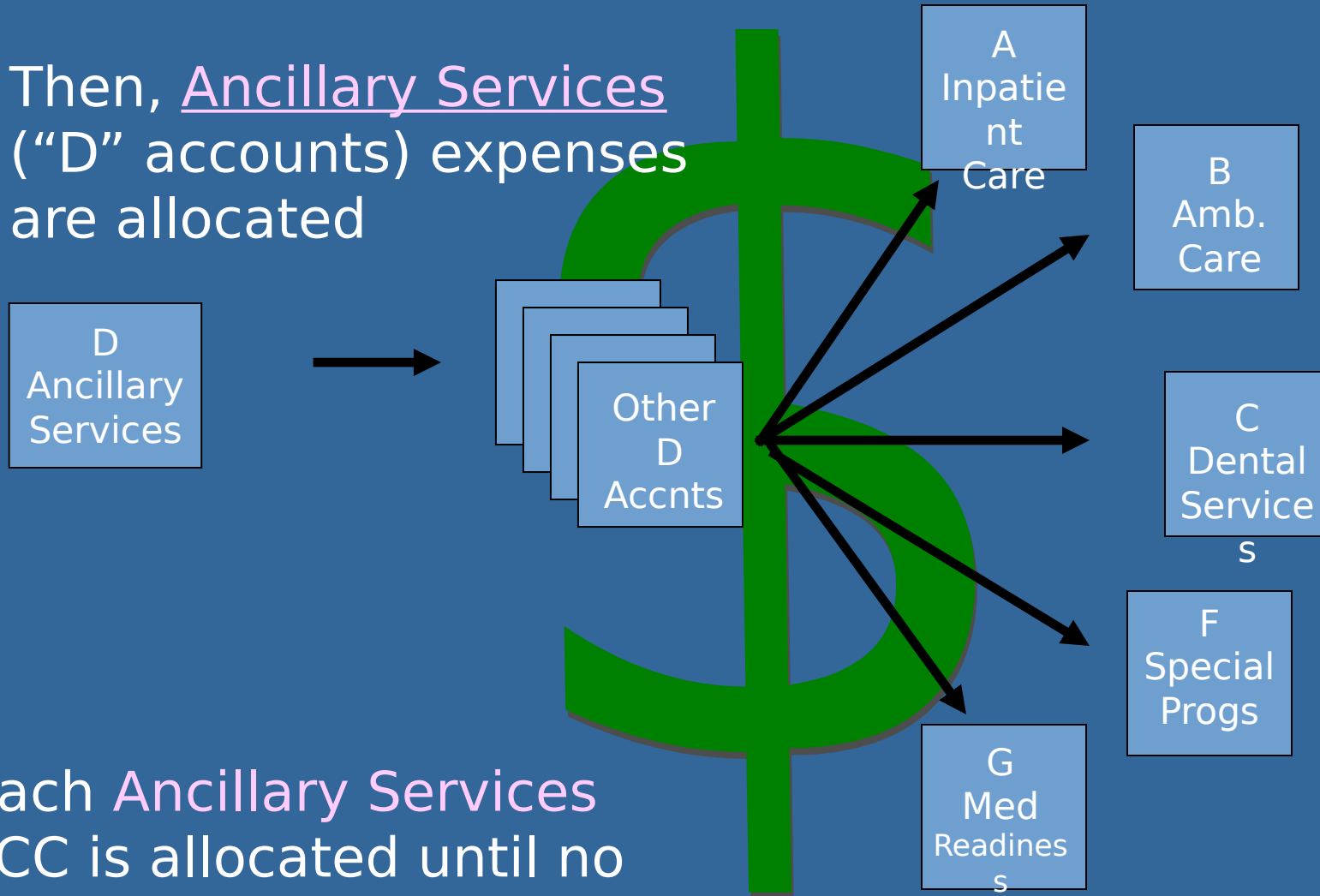
F
Special
Progs

G
Med
Readiness

Each Support Services FCC is allocated until no expenses remain in “E” accounts

Expense Allocation

Then, Ancillary Services (“D” accounts) expenses are allocated



Each Ancillary Services FCC is allocated until no expenses remain in “D” accounts


Total Expenses

After Purification of
Cost Pools and
Allocation of D & E
Accounts

Direct Expenses
A, B, C, D, E, F, G

=

Total Expenses
A, B, C, F, G



Total Expenses

Total Expenses ➔

Business Objects Formula

Direct Expense

- + Purified Expense
 - + Stepdown Expense Contributed
 - + Stepdown Expense from D
 - + Stepdown Expense from E
-

= Total Expenses



MEPRS Data Quality

MEPRS Data Quality Challenge

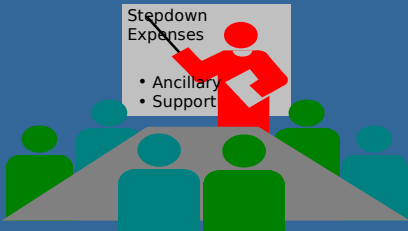
- Data quality issues in MEPRS generally result from:
 - Insufficient vigilance or attention to data quality
 - Lack of effective education and training
 - Inconsistent implementation of policies, guidelines and business rules
 - System-related issues -- transmission or processing errors

MEPRS Data Quality Challenge

Active Feedback and Continuous Process Improvement

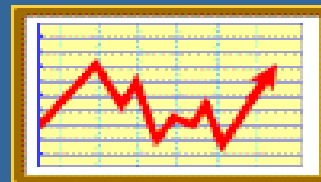


Stepdown Expenses
• Ancillary
• Support



**Data-Based
MEPRS Education**

**MEPRS Data
Surveillance and
Management Metrics**



**Improved MEPRS
Data Quality**

**MEPRS
Information
Sharing**




**MEPRS Policy
and Business
Rules
Oversight**



MEPRS Training, Education and Information Sharing



- Tri-Service MEPRS Application and Data Improvement (MADI) workshop FY05 attendance: 69
- 2005 Tri-Service MEPRS Conference 229 attendees



- MEPRS.INFOrmer is the new MEPRS quarterly newsletter launched 1Q FY04
- Updates MEPRS stakeholders on policy issues, data quality activities, and best practices for MEPRS process improvement

- MEPRS Conference Exhibit provides thousands of MHS personnel the opportunity to interact with centrally available MEPRS tools and metrics, and learn about resources available through the MEPRS Information Portal

MEPRS Information Web Portal

MADI Workshops
Info & Registration

MEPRS Newsletter
MEPRS.INFOrmer

Data Quality
Surveillance
MEWACS

Six Sigma
MEPRS Management
Metrics (S2M3)

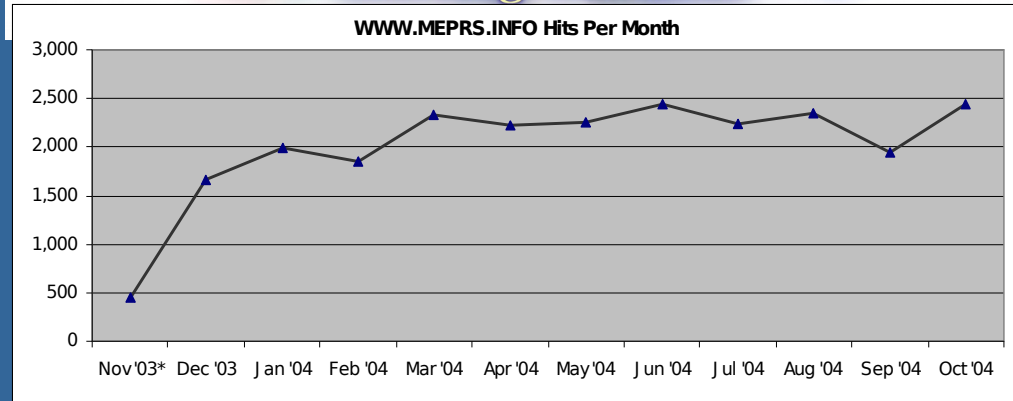
2004 MEPRS
Conference

MMIG
Minutes & Briefings

MEPRS Manual
DOD 6010.13-M

Human System
Interface (HSI)

MEPRS
Learning Resources



- The www.MEPRS.INFO web portal is hosted at the TRICARE web server – www.tricare.osd.mil
- The MEPRS Information Portal is the gateway to MEPRS-related resources, including policy documents, learning materials, data quality surveillance tools, metrics, and much more

MEPRS Data Quality Surveillance and Management Metrics

-MEWACS provides monthly MEPRS data quality feedback, systematically highlighting potential MTF data anomalies

-Human Systems Interface (HSI) provides expert data quality and analysis assistance to field, serving as the link between MEPRS education and data quality surveillance initiatives.

MEPRS .INFO
MEDICAL EXPENSE & PERFORMANCE REPORTING SYSTEM

MEPRS Home
Learning Resources
MEWACS
Data Load Status
Summary Outliers
MTF Data Profiles
WWR/EAS IV
Allocation Test
Allocation Detail
FCC3 Visit Cost
FCC3 Disp Cost
MTF Names
3rd Level FCC Codes
Executive Summary
MEWACS User's Guide
Download MEWACS Excel
MEPRS Management Improvement Group (MMIG)
Tri-Service Conference
Quick Links
MEPRS Newsletter
MEPRS Manual (DDO 6010.13-M)
Contact Us

MTF Data Profiles
This tab displays up to 24 fiscal months of descriptive data for the following variables: Dispositions, Total Visits, Available FTEs, Assigned Direct Expenses per Assigned FTE. For additional information, consult the MEWACS Online User's Guide.

Define Search Criteria

Service:

Region/HSO/MAJCOM:

Parent DMISID:

FCC Code:

Press the "Submit" button after defining your search criteria or "Contact Us" if you have further questions.

Showing Results for 3rd MED GRP-ELMENDORF
Download as Excel File

Data Type	FY 2002									
	01	02	03	04	05	06	07	08	09	10
Dispositions	294	249	307	247	236	284	266	258	280	312
Total Visits										
Assigned FTEs	66	67	64	66	66	65	67	67	65	67
Available	67	63	57	66	61	67	59	65	59	60

Six Sigma MEPRS Management Metrics (S2M3)



Data Current as of: 22 Oct 2003



*** DRAFT ***

Click on a peer group below to view a specific metric:

Rx Dispensing Costs	Assigned FTE per Daily Occupied Bed	Ratio of Support Personnel to Provider FTEs	Rx Workload per Rx FTE	Lab Workload per Lab FTE	Inpatient Costs per RWP	Ambulatory Costs per APG
Medical Centers	Medical Centers	Medical Centers	Medical Centers	Medical Centers	Medical Centers	Medical Centers
Large Hospitals	Large Hospitals	Large Hospitals	Large Hospitals	Large Hospitals	Large Hospitals	Large Hospitals
Small Hospitals	Small Hospitals	Small Hospitals	Small Hospitals	Small Hospitals	Small Hospitals	Small Hospitals
Clinics	Clinics	Clinics	Clinics	Clinics	Clinics	Clinics

Executive Summary:

[Medical Centers](#)
[Large Hospitals](#)
[Small Hospitals](#)
[Clinics](#)

Notes:

[Six Sigma Description](#)
[Definition of Metrics](#)
[Data Sources](#)
[Peer Group Definitions](#)

External MEPRS Resources:

[MEPRS Web Portal](#)
[MEWACS](#)
[MEPRS Manual DoD 6010.13-M](#)
[Human System Interface \(HSI\)](#)

MTF-Peer Group Lookup:

[Air Force](#)
[Army](#)
[Navy](#)

- The Six Sigma MEPRS Management Metrics (S2M3) workbook is an interactive tool containing seven key MEPRS-based performance metrics
- S2M3 is a blend of Direct Care and civilian industry benchmark metrics
- Updated Semi-annually on the FY

MEPRS Policy & Business Rules Oversight

- **DoD 6010.13M**

- Provides Tri-Service guidance to all MEPRS reporting MTFs / DTFs
- Contains policy and guidance for implementation of MEPRS program
- Download from/access Online: www.meprs.info

Chapter 1:	Background
Chapter 2:	Chart of Functional Cost Codes
Chapter 3:	Manpower & Expense Assignment
Chapter 4:	Reporting Requirements
Chapter 5:	MEPRS Issue Process
Appendices	Acronyms, Definitions, Guidelines for reporting FTE

MEPRS Policy & Business Rules Oversight

- MEPRS Management Improvement Group (MMIG)
 - Established in 1999
 - Provides Functional Oversight
 - Tri-Service Integration, Standardization and Compliance
 - Automated Information System Oversight
 - Coordinates Policy / Action with Resource Management Steering Committee (RMSC)
 - Meeting Minutes and Information on www.meprs.info

Issue Identification / Resolution

HA / TMA Directorates

TMA Program Offices (CITPO / RITPO)

Chartered Workgroups (UBU / UBO)



Service MEPRs POCs



NMIMC

MEDCOM

Gunter AFB.



DQMC Review List

DQMC Review List

Question A.7.c)

“Has your Data Quality Manager/Assurance Team members attended the MEPRS Application and Data Improvement (MADI) course?”

FY06 MADI Schedule

April 11 – 12	San Antonio
June 13 – 14	San Antonio
August 8 – 9	San Antonio

WWW.MEPRS.INFO

MADI Workshops
Info & Registration

MEPRS Newsletter
MEPRS.INFOrmer

Data Quality
Surveillance
MEWACS

Six Sigma
MEPRS Management
Metrics (S2M3)

2004 MEPRS
Conference

MMIG
Minutes & Briefings

MEPRS Manual
DOD 6010.13-M

Human System
Interface (HSI)

MEPRS
Learning Resources

MEPRS Information Web
Portal

DQMC Review List

Question C.1.c)

“Has the MTF DQ Manager / MEPRS Manager reviewed the following information presented in the current version MEPRS Early Warning And Control System Report?”

WWW.MEPRS.INFO

MADI Workshops
Info & Registration

MEPRS Newsletter
MEPRS.INFOrmer

Data Quality
Surveillance
MEWACS

Six Sigma
MEPRS Management
Metrics (S2M3)

2004 MEPRS
Conference

MMIG
Minutes & Briefings

MEPRS Manual
DOD 6010.13-M

Human System
Interface (HSI)

MEPRS
Learning Resources

MEPRS Information Web
Portal

DQMC Review List

Review Item 1. “EAS IV Repository MEPRS data load status and compliance with the 45-day reporting suspense or Service Guidance whichever is earlier.

If the facility has a pattern (2 or more) of flagged cells on this tab, have they corrected it or developed a plan to correct it? Provide an explanation...”

DQMC Review List / Load Status

MEWACS Online 2.0 - Microsoft Internet Explorer provided by SNA International



MEPRS.INFO
MEDICAL EXPENSE & PERFORMANCE REPORTING SYSTEM

MEWACSONLINE2.0

Data extracted January 20, 2006

- Select a Metric:
- Select a Metric:
 - Data Load Status**
 - Summary Outliers
 - MTF Data Profiles
 - WWR/EAS IV
 - WWR/EAS IV Outliers
 - Allocation Test
 - Allocation Detail
 - Cost per Visit
 - Cost per Disposition
 - MTF Names

Welcome to MOL2

DQMC Review List / Load Status

MEWACS Online 2.0 - Microsoft Internet Explorer provided by SRA International

MEPRS.INFO
MEDICAL EXPENSE & PERFORMANCE REPORTING SYSTEM

MEWACSONLINE 2.0

Data extracted January 20, 2006

Data Load Status

This metric displays data load dates from the EAS IV Repository and presents Completion and Compliance statistics for each Service. For additional information, consult the MEWACS Online User's Guide.

Fiscal Year: 2005 Service: All Services Region/HSO/MAJCOM: All

Parent DMIS ID:

- 0413-11TH MED GRP-BOLLING
- 0457-NDC CAMP PENDLETON
- 0492-NDC CAMP LEJEUNE
- 0606-HEIDELBERG MEDDAC
- 0607-LANDSTUHL REGIONAL MEDCEN

Show: MTFs with flags

Show Data **SUBMIT**

Data Load Status Results

Percent of 2005 MEPRS Data Reported(Completion):	83.3%
Current Fiscal Month Compliance with 45-day Reporting Requirement(Compliance):	0.0%
YTD Compliance with 45-day Reporting Requirement:	41.7%
Percent of MTFs with 3 or more late MEPRS data submissions:	100.0%

Name	Service	01	02	03	04	05	06	07	08	09	10	11	12
11TH MED GRP-BOLLING	F	3/3/2005	4/29/2005	5/6/2005	5/17/2005	5/20/2005	6/3/2005	6/16/2005	7/8/2005	8/1/2005	9/7/2005		

DQMC Review List

Review Item 2. “MTF-specific summary data outliers and variance assessments.

If the facility has any **Prior Fiscal Year** or **Current Fiscal Year** flagged cells on this tab, provide an explanation...”

DQMC Review List / Outliers

MEWACS Online 2.0 - Microsoft Internet Explorer

MEPRS.INFO
MEDICAL EXPENSE & PERFORMANCE REPORTING SYSTEM

MEWACSONLINE 2.0

Data extracted January 20, 2006

Summary Outliers

This metric displays the results of the Outlier Test for each MTF, flagging potential data anomalies. For additional information, consult the MEWACS Online User's Guide.

Fiscal Year: 2006 Service: All Services Region/HSD/MAJCOM: Select All

Parent DMIS ID:

- Select All
- 0001-FOX AHC - REDSTONE ARSENAL
- 0003-LYSTER AHC-FT. RUCKER
- 0004-42ND MEDICAL GROUP - MAXWELL
- 0005-BASSETT ACH-FT. WAINWRIGHT

Show Data SUBMIT

Welcome to MOL2

DQMC Review List / Outliers

MEWACS Online 2.0 - Microsoft Internet Explorer

MEPRS .INFO
MEDICAL EXPENSE & PERFORMANCE REPORTING SYSTEM

MEWACSONLINE 2.0

Data extracted January 20, 2006

Summary Outliers

Fiscal Year: 2005

Service: All Services

Region/HSD/MAJCOM: Select All

Parent DMIS ID:

- Select All
- 0001-FOX AHC - REDSTONE ARSENAL
- 0003-LYSTER AHC-FT. RUCKER
- 0004-42ND MEDICAL GROUP - MAXWELL
- 0005-BASSETT ACH-FT. WAINWRIGHT

This metric displays the results of the Outlier Test for each MTF, flagging potential data anomalies. For additional information, consult the MEWACS Online User's Guide.

Show Data

SUBMIT

Summary Outliers Results

Because of T-Nex, expenses captured in the FCA account have been excluded from the Outlier test algorithm.

Showing All Results for 2005 with DMIS ID: 0001, 0003, 0004, 0005, 0006, 0008, 0009, 0010, 0013, 0014, 0015, 0018, 0019, 0024, 0028, 0029, 0030, 0032, 0033, 0036, 0037, 0038, 0039, 0042, 0043, 0045, 0046, 0047, 0048, 0049,

Parent DMIS	Service	Dispositions	Total Visits	Personnel Direct Exp.	Total Expenses	Assigned FTEs	Available FTEs
0001- FOX AHC - REDSTONE ARSENAL	A				01		
0003- LYSTER AHC-FT. RUCKER	A			02	12		
0004- 42ND MEDICAL GROUP - MAXWELL	F				11		
0005- BASSETT ACH-FT. WAINWRIGHT	A	08		01	09		06
0006- 3rd MED GRP- ELMENDORF	F	04			11 ,12	01	

DQMC Review List / Outliers

MEWACS Online 2.0 - Microsoft Internet Explorer provided by SRA International

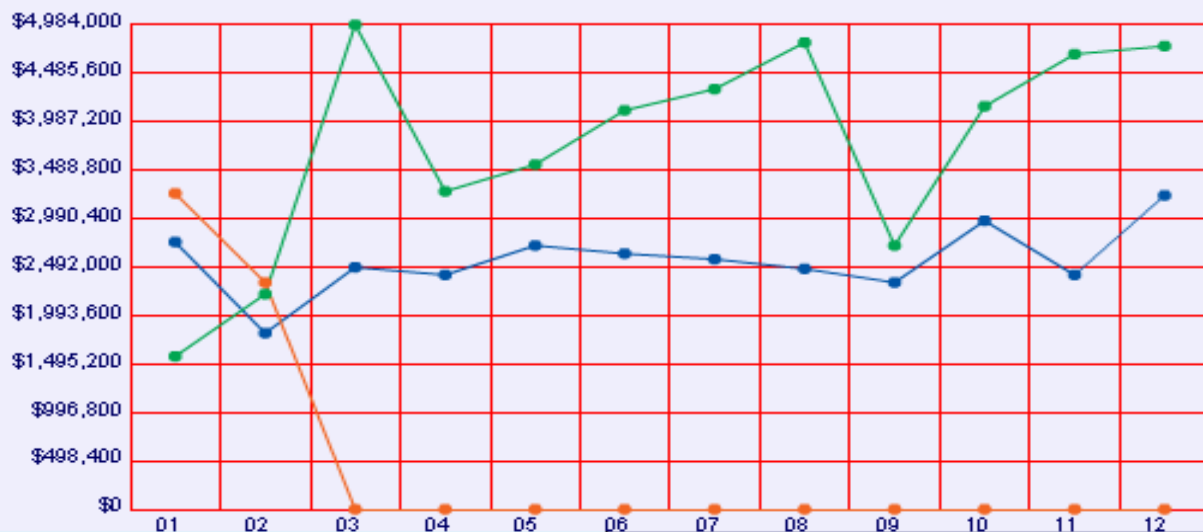
MEPRS.INFO
MEDICAL EXPENSE & PERFORMANCE REPORTING SYSTEM

MEWACSONLINE 2.0

Data extracted January 20, 2006

MTF Data Profiles This tab displays descriptive data for the following variables: Dispositions, Total Visits, Available FTEs, Assigned FTEs, Personnel Direct Expenses, Total Expenses, Cost per Disposition, Cost per Visit, Personnel Direct Expenses per Available FTE, and Personnel Direct Expenses per Assigned FTE. For additional information, consult the MEWACS	Service: All Services Region/HSD/MAJCOM: Select All
Parent DMIS ID: Select All 0001-FOX AHC - REDSTONE ARSENAL 0003-LYSTER AHC-FT. RUCKER 0004-42ND MEDICAL GROUP - MAXWELL 0005-BASSETT ACH-FT. WAINWRIGHT	Child DMIS ID: -Select All 0001 - FOX AHC - REDSTONE ARSENAL 1238 - USADC-1 RESTONE ARSENAL 1581 - USA TMC-REDSTONE ARSENAL
<input type="button" value="Show Data"/> <input type="button" value="SUBMIT"/>	FCC: All <input type="button" value="Show All"/>

Total Expenses Graph



DQMC Review List

Review Item 3. “WWR-EAS IV total ambulatory visit comparison.

If the facility has any **Prior Fiscal Year** or **Current Fiscal Year** fiscal month data where WWR vs. EAS IV visit counts differ by **greater than 5%**, provide an explanation...”

DQMC Review List / WWR-EAS IV

MEWACS Online 2.0 - Microsoft Internet Explorer pro... MEWACSONLINE2.0

MEPRS .INFO
MEDICAL EXPENSE & PERFORMANCE REPORTING SYSTEM

MEWACSONLINE2.0

Data extracted January 20, 2006

WWR/EAS IV Outliers

This tab displays MTFs whose WWR-EAS IV Total Visits disparity is greater than five percent. For additional information, consult the MEWACS Online User's Guide.

Fiscal Year: 2005 Service: All Services Region/HSD/MAJCOM: Select All

Parent DMIS ID: Select All
 0001-FOX AHC - REDSTONE ARSENAL
 0003-LYSTER AHC-FT. RUCKER
 0004-42ND MEDICAL GROUP - MAXWELL
 0005-BASSETT ACH-FT. WAINWRIGHT

Child DMIS ID: -Select All
 0001 - FOX AHC - REDSTONE ARSENAL
 0003 - LYSTER AHC-FT. RUCKER
 0004 - 42ND MEDICAL GROUP - MAXWELL
 0005 - BASSETT ACH-FT. WAINWRIGHT

Show Data SUBMIT

		Total:	4,168	4,610	10.6%
0363	311TH MED SQUAD-BROOKS	08	1,153	1,235	7.1%
		Total:	1,153	1,235	7.1%
0386	NBHC DAHLGREN	02	1,039	1,233	18.7%
		03	1,120	1,255	12.1%
		05	1,126	1,266	12.4%
		Total:	3,285	3,754	14.3%
0464	AHC FT. STORY	01	382	319	- 16.5%
		02	352	285	- 19.0%
		03	292	245	- 16.1%
		04	352	308	- 12.5%
		05	447	372	- 16.8%
		06	611	530	- 13.3%
		07	625	572	- 8.5%
		08	520	481	- 7.5%
		09	484	418	- 13.6%
		10	430	381	- 11.4%
		11	503	433	- 13.9%
		Total:	4,998	4,344	- 13.1%

DQMC Review List

Review Item 4. “Ancillary and Support expense allocation tests.

If the facility is flagged in **Prior Fiscal Year** or **Current Fiscal Year** due to incomplete allocation of ancillary or support expenses, provide an explanation...including projected date for submitting corrected data.”

DQMC Review List / Allocation

Data extracted January 20, 2006

Allocation Test
This tab displays Ancillary and Support expenses remaining after allocation across final accounts. For additional information, consult the MEWACS Online User's Guide.

Fiscal Year: 2005 **Service:** All Services **Region/HSD/MAJCOM:** Select All
Parent DMIS ID: Select All
 0001-FOX AHC - REDSTONE ARSENAL
 0003-LYSTER AHC-FT. RUCKER
 0004-42ND MEDICAL GROUP - MAXWELL
 0005-BASSETT ACH-FT. WAINWRIGHT
Child DMIS ID: -Select All
 0001 - FOX AHC - REDSTONE ARSENAL
 0003 - LYSTER AHC-FT. RUCKER
 0004 - 42ND MEDICAL GROUP - MAXWELL
 0005 - BASSETT ACH-FT. WAINWRIGHT
Show: MTFs with flags **1st Level FCC:** Both

Show Data

Allocation Test Results

Cumulative Statistics for 2005	
Total expenses unallocated:	\$ 314,630.0
Percent of MTFs with expenses unallocated:	100.0%

Showing All Results for 2005 with DMIS ID: 0001, 0003, 0004, 0005, 0006, 0008, 0009, 0010, 0013, 0014, 0015, 0018, 0019, 0024, 0026, 0028, 0029, 0030, 0032, 0036, 0037, 0038, 0039, 0042, 0043, 0045, 0046, 0047, 0048, 0049, 0050, 0051, 0052, 0053, 0055, 0056, 0057, 0058, 0060, 0061, 0062, 0063, 0064, 0065, 0066, 0067, 0068, 0069, 0070, 0071, 0072, 0073, 0074, 0075, 0076, 0077, 0078, 0079, 0080, 0081, 0082, 0083, 0084, 0085, 0086, 0087, 0088, 0089, 0090, 0091, 0092, 0093, 0094, 0095, 0096, 0097, 0098, 0099, 0100

ID	Name	01	02	03	04	05	06	07	08	09	10	11	12
0123	DEWITT ACH-FT. BELVOIR								\$- 79,694				
0006	3rd MED GRP- ELMENDORF									\$ 3,710		\$ 228,563	\$ 217,563
0033	10th MED GROUP- USAF ACADEMY CO								\$- 7,422	\$- 6,462			

DQMC Review List / Allocation

MEWACS Online 2.0 - Microsoft Internet Explorer

MEPRS.INFO MEDICAL EXPENSE & PERFORMANCE REPORTING SYSTEM

MEWACSONLINE2.0

Data extracted January 20, 2006

Allocation Detail

This tab presents a detailed summary of Ancillary and Support expenses remaining after allocation to final accounts. For additional information, consult the MEWACS Online User's Guide.

Fiscal Year: 2005 Service: All Services Region/HSO/MAJCOM: Select All

Parent DMIS ID: 0001-FOX AHC - REDSTONE ARSENAL
0003-LYSTER AHC-FT. RUCKER
0004-42ND MEDICAL GROUP - MAXWELL
0005-BASSETT ACH-FT. WAINWRIGHT
0006-3rd MED GRP-ELMENDORF

Child DMIS ID: -Select All
0006 - 3rd MED GRP-ELMENDORF
1792 - 3 MEDICAL GP/SGD - ELMENDORF
1961 - 3 MEDICAL GP/SGD - ELMENDORF
7100 - 19th ASF-ELMENDORF

Show: FCCs with flags 1st Level FCC: Both

Show Data **SUBMIT**

Allocation Detail Results

Showing All Results for 2005 with DMIS ID: 0006

ID	Name	01	02	03	04	05	06	07	08	09	10	11	12	YTD Total
EDD	MINOR CONSTRUCTION									\$ 3,710		\$ 228,563	\$ 217,561	\$ 449,834



Review

You should now:

- ✓ Understand the history and purpose of MEPRS
- ✓ Recognize the elements that comprise the MEPRS account structure
- ✓ Be familiar with the expense allocation process
- ✓ Understand how data quality affects MEPRS and be aware of the tools available to improve data quality
- ✓ Be able to locate and research MEPRS related information associated with the **DQ Management Control Review List**



MEPRS: Our Cost Accounting System

Questions?

Deirdre Baker
deirdre_baker@sra.com
210-832-5216



TRICARE
Management
Activity